




## How to find the Parent Portal Pin via Cloud?


To access the Parent Portal, we require a Parent Portal Pin to ensure that the student's data is kept secure. This pin is a unique identifier and alongside the Student ID number is used to link the accounts of a parent/guardian and a student.

In order to find the pin, students must access their E-ILP (also known as ProPortal). This can be found directly through the web address (<https://proportal.amersham.ac.uk/>) or via Cloud – students' online learning platform (<https://cloud.bucskcolleggroup.ac.uk>)

The E-ILP can be found in the top row of icons on the homepage:



This will take the student to a login page:



**Buckinghamshire  
College Group**

## Welcome to ProPortal

**Login instructions**

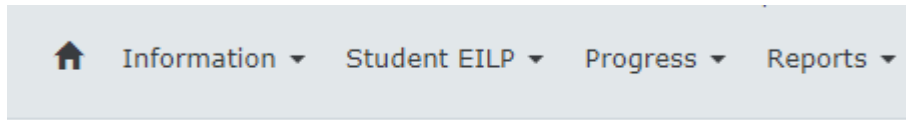
To log in to ProPortal please click the link below and enter your student ID and your current College PC password.

*Note: If you are accessing this site from home and study at the Aylesbury Campus please enter aylesbury\ followed by your student id on the next screen (ie: aylesbury\17001234).*

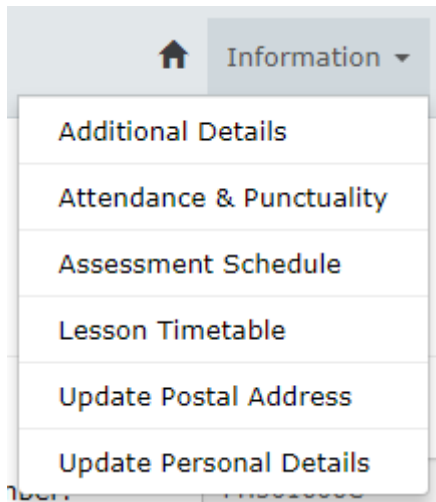
**LOGIN**

From where the student can login using their computer/Cloud login credentials.

Then navigate via the top menu to Information:



And then Additional Details:



On this page, the first section entitled “General Learner Details” give the Parent Portal Pin, as below:

#### General Learner Details

Email Address:	<input type="text" value="[REDACTED]"/>
NI Number:	<input type="text" value="[REDACTED]"/>
Parent Portal PIN:	<input type="text" value="[REDACTED]"/>
College Email Address:	<input type="text" value="[REDACTED]"/>